







ASSEMBLY INSTRUCTIONS CANTELEVOR FLOOR LAMP

DO NOT DISCARD PACKAGING DURING ASSEMBLY

Remove all wrapping materials, staples, packing straps, and ensure all parts are accounted for. Assemble on clean surface to avoid scratches.
See Hardware and Part list for guidance.

Part list		
NO	DESCRIPTION	QTY
1	Lamp body	1
2	Weight block	1
3	Base	1
4	Tool/screw-pack	1

Hardware list					
A	B	C	D		
Hex key 2.5mm	Screw M5*8	Hex key 2mm	Screw M4*6		
					
1PC	1PC	1PC	2PCS		

Adjust balance by moving in or out.

